



VIVAX
METROTECH

vLoc3-5000

UTILITY LOCATOR

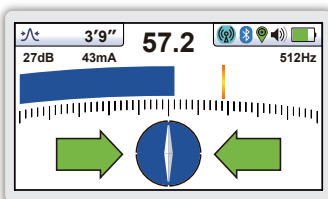
- Signal Select™ for positive line ID
- Real-time EMF Distortion Alert
- Internal Bluetooth and GPS
- Offset vector locate mode
- Cloud-based data warehousing

The vLoc3-5000 is the pinnacle in utility locating instruments. The vLoc3-5000 is the only locator to combine Signal Select™, Signal Direction, realtime distortion alerts and internal GPS into one locator. Locate and GPS data can be stored in the locator and downloaded later for further analysis or use the free VMMMap smartphone application to send the data directly to the cloud to create real-time maps.

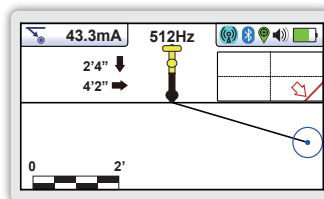
The receiver has a broad range of active frequencies from 98Hz to 200kHz and passive power and radio modes. SD (Signal Direction) and SiS (Signal Select™) are standard with the vLoc3-5000 to help identify the target line in congested areas.

Along with the classic locate screens, the vLoc3 series locators offer new locate perspective screens of Vector Locate for fully automatic, non-walkover locating, Transverse Graph showing both peak and null modes simultaneously immediately showing any signal distortion, Plan View showing the relative orientation of the cable at any angle and a new Sonde Screen with omnidirectional guidance providing arrows leading to the sonde from any direction.

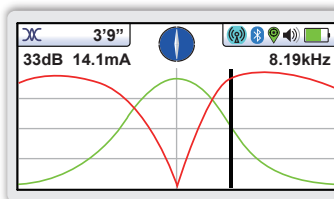
Plug-in-play options for the receiver include external GPS devices and an MLA (marker locator adapter) to locate the position of buried markers.



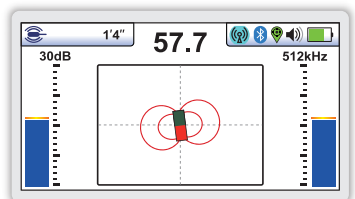
Traditional Screen - the industry standard screen with a peak bar graph and matching signal strength indicator, also gives the user on-the-fly color coded distortion warnings



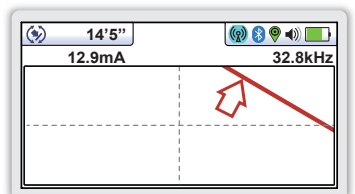
Vector Locate - shows orientation, line position, and distance relative to the locator in 3D



Transverse Plot Screen - is used to display the peak and null to compare distortion shape



Sonde Screen - arrow guidance showing direction to the sonde and depth of cover



Plan View Screen - displays the theoretical line in 2D from above ground in omnidirectional mode



Alkaline and Li-ion Batteries

- Alkaline = typically 12-hours intermittent use
- Li-ion = typically 27-hours intermittent use



USB Data Port

- Update the receivers firmware
- Download datalogs



Accessory Port

- Remote Stethoscope Antenna
- A-Frame Fault locator
- Vehicle charging lead
- Charge the receiver battery



Antenna Configuration

- Two sets of Omnidirectional Antennas, each comprising:
- Two Compass Antennas
 - Two Horizontal antennas
 - Two Vertical antennas



Optional plug-in MLA marker locator



Ultra Bright LCD

- High visibility 4.3"/10cm LCD
- Auto backlight



Data Logging

- 50 Million record internal storage
- GPS coordinates (if Bluetooth is active)
- Download data with the MyLocator3 app
- Access data via the VMMMap web portal



Construction

- High impact ABS plastic construction
- IP65 and NEMA 4 rating
- Lightweight at only 4.6lbs / 2.1kg

	vLoc3-5000 Receiver Specifications
Construction	High impact ABS injection molded housing
Weight & Dimensions	4.6lbs (2.1kg) / 12.6in(L) x 4.9in(W) x 26.6in(H) (321mm x 124mm x 676mm)
Display	4.3"/10.9cm Transmissive 480 x 272 Pixel, 16-bit Color, High-visibility LCD
Battery options	Rechargeable custom Lithium-ion batteries with 100-240V AC mains charger Six x AA Alkaline batteries
Battery life	Lithium-ion – typically 27-hours intermittent use at 70°F (21°C) Alkaline – typically 12 hours intermittent use at 70°F (21°C)
Operating frequencies	Configurable frequencies from 98Hz to 200kHz Power – 50Hz and 60Hz Radio – 10kHz - 22.7kHz bandwidth Signal Direction – enhanced product model giving direction of outgoing current Signal Select™ – Real-time measurement of signal bleed-over caused by capacitive or inductive coupling to other utilities: SiS-491Hz, SiS-982Hz, SiS-8440Hz, SiS-9820Hz, SiS-35kHz
Operating modes	Classic Locate (2-section Bar graph), Transverse Graph Mode, Plan View (omnidirectional) Vector Locate (Lateral Position & Depth), Sonde Locate
Data logging and transfer	50 Million records - Records include depth, current, frequency, mode, gain setting, signal strength, GPS coordinate, date and time (if Bluetooth is active) Download receiver data using the free MyLocator3 desktop app, save in csv, kml, shp, txt, xls and xlsx formats
Environmental	IP65 and NEMA 4

What's in the box



Popular Accessories



Compatible Transmitters



Loc3-10SiSTx

The Loc3-10SiSTx 10-Watt Transmitter provides full support for SiS (Signal Select™) frequencies up to 35kHz. The Broadband Loc3-10SiSTx transmitter has multiple induction and direct-connection frequencies ranging from 98Hz to 200kHz. Additional features of SD (Signal Direction), fault-find and multi-frequency transmit modes are included.

- Auto-impedance matching
- Fault-finding frequencies built in
- Transmit multiple frequencies at once

Local Vivax-Metrotech Distributor:

Vivax-Metrotech Ltd.

Unit 1, B/C Polden Business Centre, Bristol Road,
Bridgwater, Somerset, TA6 4AW, UK

Tel: +44(0)1793 822679

Email: SalesUK@vxmt.com

www.vivax-metrotech.co.uk

Tag us on social media @vivax_metrotech



V1.4